



# UEBT MONITORING AND EVALUATION REPORT 2021

## Part 2

Reach and scale of UEBT programmes  
and member actions

for the period 2020



UNION FOR  
ETHICAL  
BIOTRADE

SOURCING  
WITH RESPECT<sup>®</sup>

1 March 2021

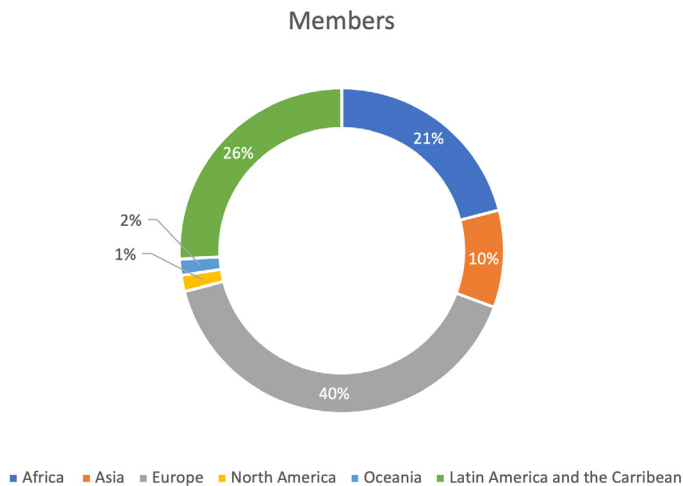
# Table of contents

<b>I. Findings level one: reach and scale, outputs.....</b>	<b>3</b>
1.1 Prioritised supply chains.....	4
1.2 Certified supply chains.....	5
1.3 Verified supply chains.....	6
<b>II. Learning points from reach and scale analysis.....</b>	<b>8</b>

# I. Findings level one: reach and scale, outputs

In 2020 (cut-off date 31st December 2020), UEBT had 62 members. Fourteen of them adopted UEBT-UTZ certification, six others adopted UEBT Ingredient certification, and three members adopted the UEBT Ethical Sourcing System certification. These members are based in 29 countries, mostly in Europe, followed by Latin America and Africa. A smaller percentage of members are based in Asia, North America and Oceania (Figure 1).

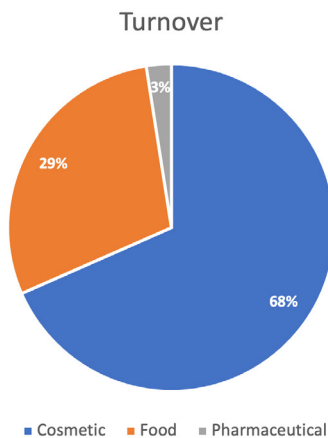
**Figure 1 - Distribution of UEBT members per geographic region - 2020**



The members include companies from the cosmetics, food and pharmaceuticals sectors. In terms of annual turnover, cosmetics is the most relevant sector, generating almost 70% of the annual turnover declared by all the UEBT members for 2020, followed by the food sector (Figure 2).

The number of UEBT members is steadily increasing year after year. With 62 members at the end of 2020, UEBT membership increased by more than 20% compared to 2019.

**Figure 2 - Percentage of members' turnover per sector - 2020**



Among the UEBT members, there are 12 brands, 12 primary producers, 49 processing companies, 22 trading companies and 17 final product manufacturers. Most companies have more than one position in the supply chain.

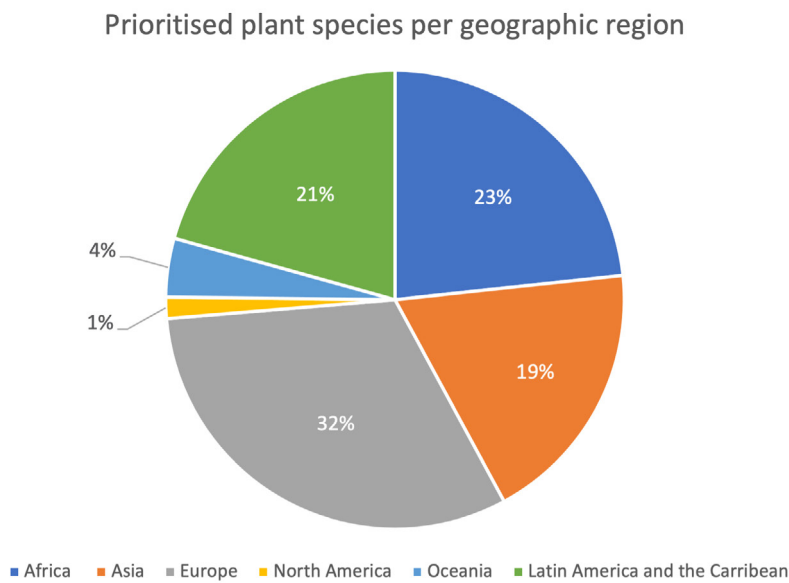
Several UEBT members are intermediary processors that work directly with producers. Whether or not a company has direct contact with local producers or collectors is significant because it affects how the company implements its UEBT membership obligations. Companies that have direct contacts with producers directly support and exercise a level of control over the implementation of Ethical BioTrade practices at a local level. Companies that do not have such contacts with local producers promote the practices more indirectly, i.e. through the terms under which they buy their natural raw materials.

UEBT members differ in the number of natural raw materials and supply chains that they handle. There are small companies working with a single natural raw material and supply chain, while other companies might work with up to 3000 natural raw materials and supply chains.

## Prioritised supply chains

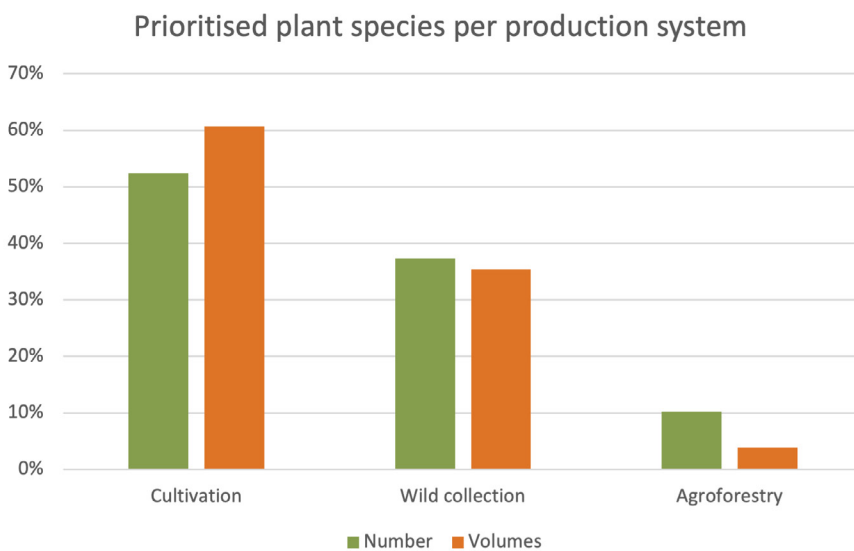
In 2020, UEBT members have prioritised 496 supply chains, involving 220 plant species and 364 natural raw materials derived from these species. The prioritised plant species are sourced from 75 different countries. 32% of the prioritised plant species come from Europe, followed by 23% of from Africa and another 21% from Latin America (Figure 3). 254 Organisations at Source are involved in the production of prioritised plant species.

**Figure 3 - Sourcing of prioritised plant species per geographic region - 2020**



Looking at production systems, most of the prioritised plant species (59%) derive from cultivation. 42% of the prioritised plant species are collected from the wild, and 11% are sourced from agroforestry production systems (Figure 4). In terms of volumes, 61% originate from cultivation systems.

**Figure 4 - Percentage of prioritised plant species per production system – 2020**



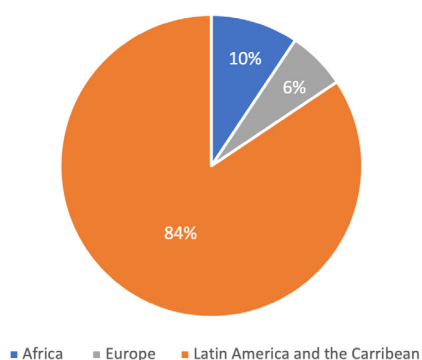
The number of prioritised supply chains and prioritised plant species, as well as the number of organisations at source involved in these supply chains, increased by about 10% compared to the previous year.

In 2020, UEBT members had certified 454 supply chains, involving 32 plant species and 41 natural raw materials under the UEBT Ingredient certification and 86 plant species and 112 natural raw materials under the UEBT-UTZ certification programme, which is a joint programme between UEBT and UTZ (now Rainforest Alliance)<sup>1</sup>. 42 Organisations at Source are involved in UEBT certified supply chains, and 103 in UEBT-UTZ certified supply chains.

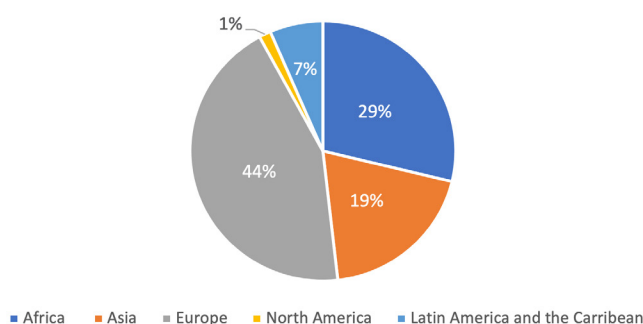
The certified plant species are sourced from 33 different countries. The majority of plant species certified with the UEBT ingredient certification (84%) come from Latin America. Europe is the geographic region from which most plant species (44%) within the UEBT-UTZ certification are sourced (Figure 5).

**Figure 5 - Sourcing of certified plant species per geographic region - 2020**

UEBT certified plant species per geographic region



UEBT/UTZ certified plant species per geographic region



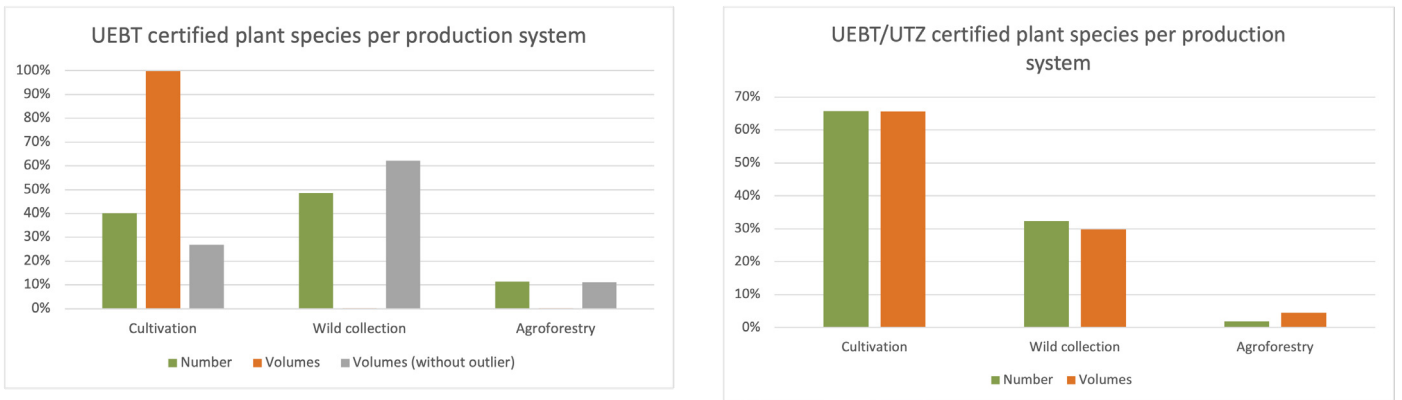
In terms of production systems, most of the plant species certified UEBT (53%) derive from wild collected species, however their volume is negligible compared to the volumes from cultivated species<sup>2</sup>. On the contrary, 83% of plant species certified under the UEBT-UTZ programme are sourced from cultivation systems, which make 66% of the total volumes of plant species UEBT-UTZ certified (Figure 6). In the UEBT certification programme, most field operators are found in agroforestry systems, while in the UEBT/UTZ programme, most field operators are active in cultivation systems. From 20 to 35% of field operators are involved with wild collection in both programmes (Figure 7). These figure show that production systems differ in productivity, diversity and in workforce needed, with cultivation systems having the capacity to produce high volumes of a few plants, and requiring a low level of workforce.

Overall, there was no increase in the number of certified supply chains compared to 2019. There have been changes, however, with some companies stopping their certification and some new companies becoming certified. Still, the trends in both programmes are similar to previous years, with the UEBT certification programme dominated by plant species collected from the wild in Latin America (although cultivation systems have produced higher volumes), while the UEBT-UTZ certified supply chains are located in a wider variety of geographic origins and are mostly from cultivation systems.

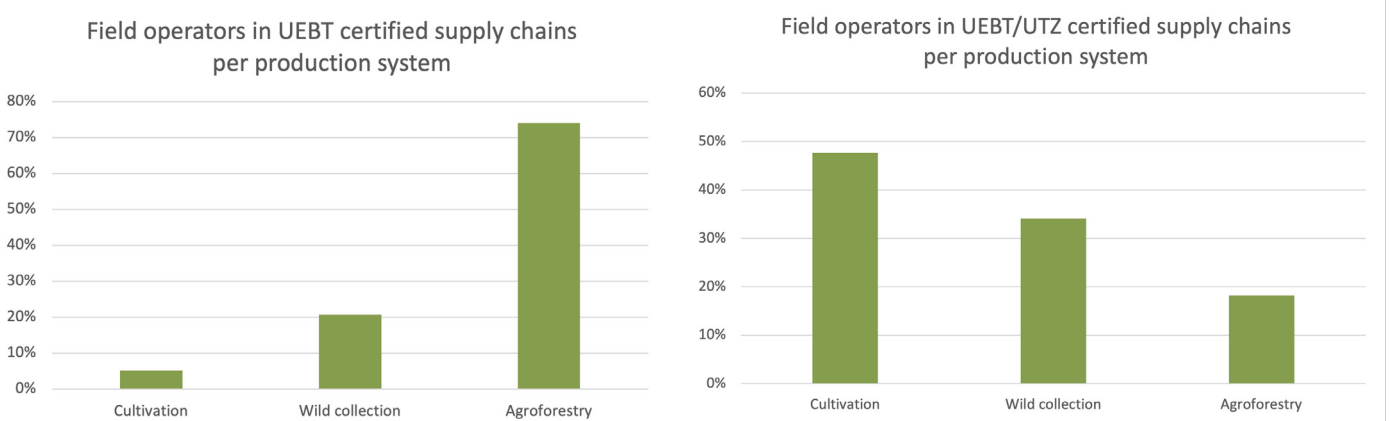
<sup>1</sup> 2020 was the last year of the UEBT-UTZ certification programme, as it has been replaced in 2021 with the UEBT/Rainforest Alliance Herbs and Spices programme.

<sup>2</sup> This change compared to last year's figure is a case of outlier. Differently from the majority of UEBT ingredients, one of the UEBT certified ingredient is a commodity, cultivated in a large scale and low-labour intensive production model. This ingredient was already included in the previous report but higher volumes have been certified in 2020.

**Figure 6 - Sourcing of certified plant species and volumes per production system - 2020**



**Figure 7 - Field operators involved in the certified supply chains per production system - 2020**

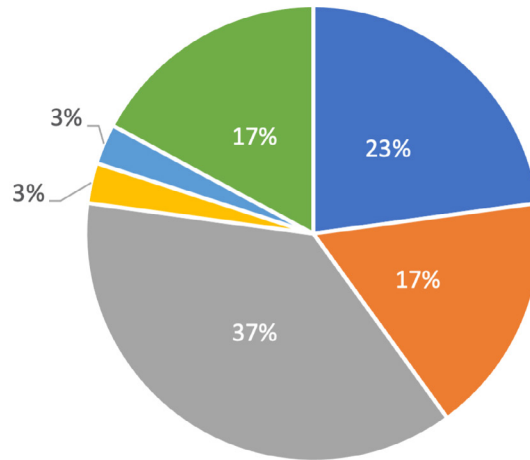


### Verified supply chains

In 2020, UEBT members had 53 supply chains in the scope of the Ethical Sourcing System certifications, also called “verified” supply chains, involving 28 plant species and 28 natural raw materials. The verified plant species are sourced from 25 different countries. The most important source of verified plant species is Europe which accounts for 37% of the total, followed by Africa (23%), Latin America and Asia with both 17% (Figure 8). 33 Organisations at Source are involved in the production of verified plant species.

**Figure 8 - Sourcing of verified plant species per geographic region - 2020**

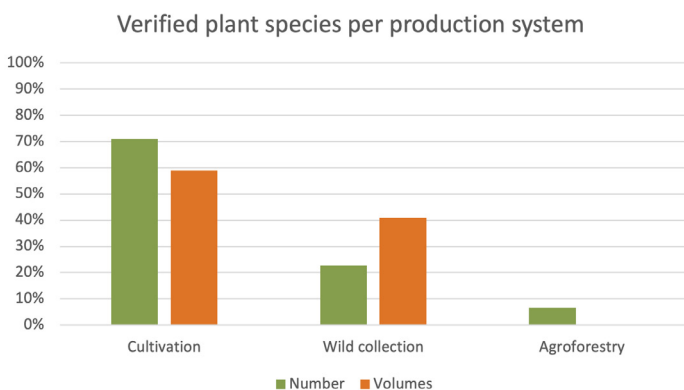
Verified plant species per geographic region



In terms of production systems, most of the verified plant species (70%) derive from cultivation systems, and also form most volumes of verified materials (Figure 9). A vast majority of the field operators involved in the production of verified plant species work in cultivation systems as well (Figure 10).

Some of the changes in verification data compared to last year’s report relate to completion of new data that were not available in the previous year, as part of continuous improvement actions to improve monitoring.

**Figure 9 - Sourcing of verified plant species and volumes per production system - 2020**



**Figure 10 - Field operators involved in the verified supply chains per production system - 2020**



## II. Learning points from reach and scale analysis

With a raise in the number of members, UEBT continues to expand its reach and impact all over the world. UEBT members' sourcing of natural raw materials concerns regions that are significant for biodiversity conservation and sustainable use of biodiversity, from the Amazon in Latin America, to biodiversity hotspots in Africa and Asia and protected areas in Europe. Commitments to biodiversity conservation and regeneration is of outmost importance in such areas. But also in areas with less remarkable biodiversity characteristics, the work of UEBT members shows a commitment to contribute to bringing back biodiversity and regenerate nature. UEBT members' sourcing countries include some affected by poverty and other socio-economic issues hindering development, which gives an opportunity to contribute to positive social impacts through the sourcing activities of UEBT members.

The improvement of sourcing practices implemented by UEBT members and their suppliers as part of the UEBT membership and certification programmes aims at improving biodiversity and socio-economic conditions in thousands of supply chains over several continents, for hundreds of plant species and natural raw materials, and affect tens of thousands of field operators.





UEBT is a non-profit association that promotes sourcing with respect. Its mission is to regenerate nature and secure a better future for people through ethical sourcing of ingredients from biodiversity.

## CONNECT WITH US:

[www.uebt.org](http://www.uebt.org)

@EthicalBioTrade



[www.linkedin.com/company/uebt](http://www.linkedin.com/company/uebt)



[www.youtube.com/user/UEBTgva](http://www.youtube.com/user/UEBTgva)



**UNION FOR ETHICAL BIOTRADE**  
De Ruijterkade 6, 1013 AA  
Amsterdam, The Netherlands  
Phone: +31 20 22 34567  
Email: [info@uebt.org](mailto:info@uebt.org)

**FINANCIAL ADMINISTRATION**  
p/a CR Gestion et Fiduciaire SA  
Rue de la Vallée 3  
1204 Geneva, Switzerland

**BRAZILIAN REPRESENTATION**  
Belém  
Phone: +55 51 999161702  
Email: [brazil@uebt.org](mailto:brazil@uebt.org)

**MALAGASY REPRESENTATION**  
Antananarivo  
Phone: +00261330586161  
Email: [madagascar@uebt.org](mailto:madagascar@uebt.org)

**S-E ASIA REPRESENTATION**  
Hanoi  
Phone: +84 (0) 91 551 06 09  
Email: [vietnam@uebt.org](mailto:vietnam@uebt.org)

**SOUTH ASIA REPRESENTATION**  
Ghaziabad  
Phone: +91 981 810 1690  
Email: [india@uebt.org](mailto:india@uebt.org)